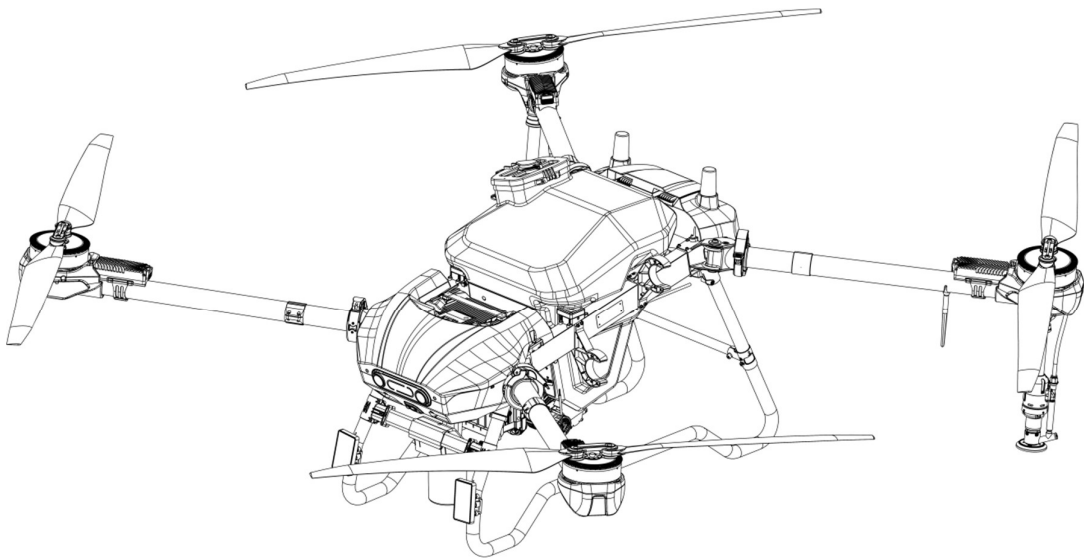


Agricultural Drone Instruction Manual

Landing gear module assembly

Version 1



Landing gear module assembly



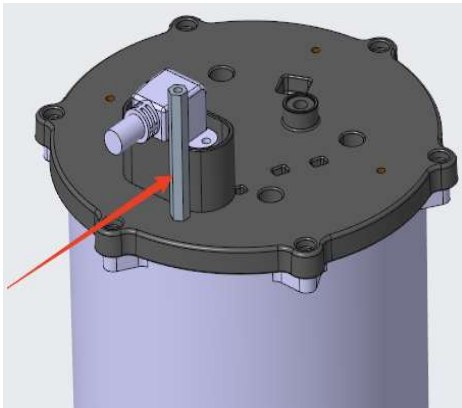
Exploded view of landing gear module

Landing gear module parts list

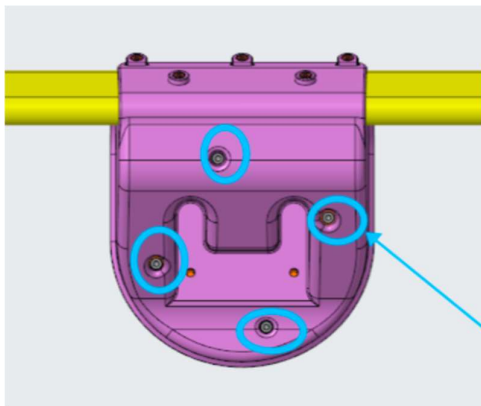
No.	Part Name	Part Number	Qty per Unit
1	HD580 Landing gear bend tube	128-000758	2
2	HD580 Landing gear tee - rear	201-001811	2
3	HD580 Landing gear crossbeam - rear	128-000760	1
4	HD580 Landing gear tee - front	201-001810	2
5	HD580 Radar mounting plate	201-001847	1
6	HD580 Landing gear cable clip	201-001846	2
7	HD580 Radar searchlight cable clip	201-001827	1

8	HD580 Landing gear crossbeam - front	128-000759	1
9	HD540S Rotating radar assembly	756-000204	1
10	HD580 Searchlight assembly	758-000024	2
11	HD580 Searchlight clamp	201-001881	2

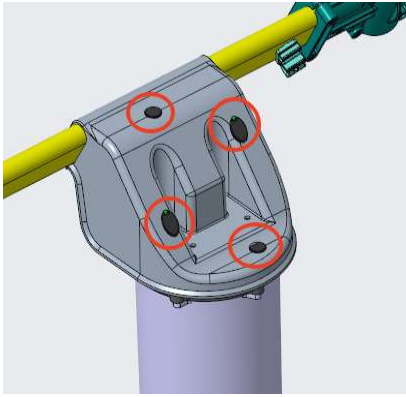
1. Connect radar mounting plate to rotating radar assembly



1 pc Stainless steel hex pillar M3*35+6
 126-000805cccc
 torque: $0.3 \pm 0.03 \text{NM}$



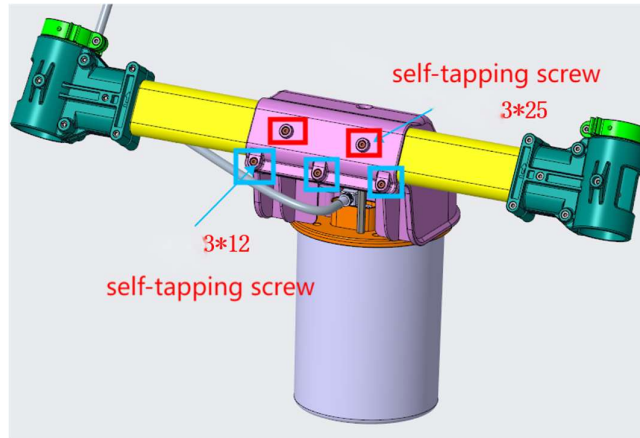
4 pcs M3*10 Hex socket machine screw
 126-000283
 torque: $0.6 \pm 0.06 \text{NM}$



HD580 Radar silicone plug 1&2
 201-001986
 201-001987

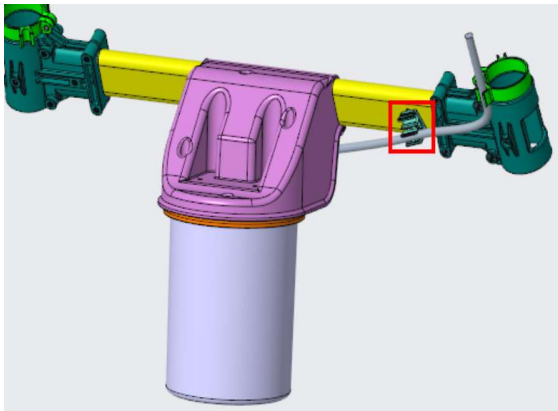
2. Connect radar mounting plate to front crossbeam

3 pcs pan-head hex
 socket flat-tip
 self-tapping screws
 (bottom) M3*16
 126-000847
 torque: $0.6 \pm 0.06 \text{NM}$



2 pcs pan-head hex
 socket flat-tip
 self-tapping screws
 (top) M3*25
 126-000775 torque:
 $0.6 \pm 0.06 \text{NM}$

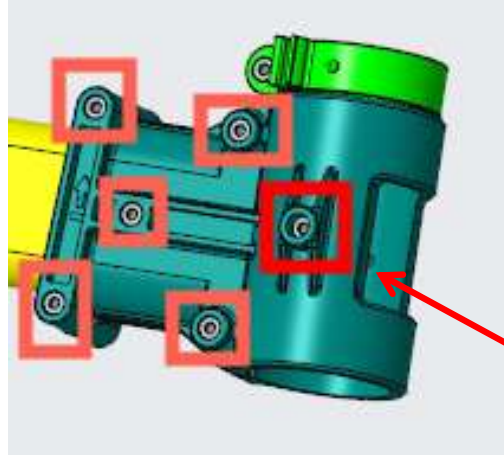
3. Connect radar searchlight cable clip to front crossbeam



1 pc M3*10 Hex socket machine screw
 126-000283
 torque: $0.3 \pm 0.03 \text{NM}$

4. Connect radar searchlight cable clip to front crossbeam

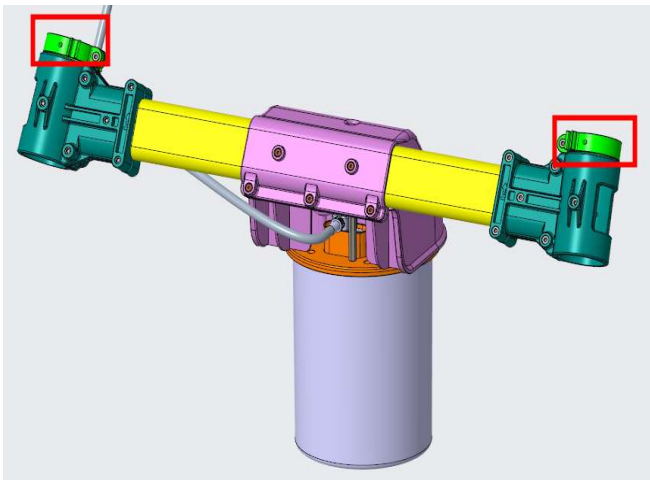
5 pcs M3*25 Hex
socket machine
screws 126-000773
torque: $0.8 \pm$
 0.08NM



Note: Orient tee with
arrow pointing
upward

1 pc M3*45 Hex
socket machine screw
126-000774 torque:
 $0.8 \pm 0.08\text{NM}$

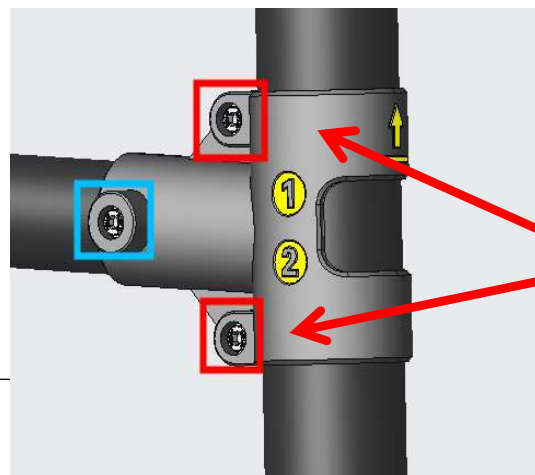
5. Connect radar searchlight cable clip to front crossbeam



2 pcs M3*10 Hex socket machine
screws
126-000283
torque: $0.3 \pm 0.03\text{NM}$

6. Connect rear landing gear tee, rear landing gear crossbeam, and landing gear bend
tube

1 pc M3*40 Flanged
hex socket screw
126-000752

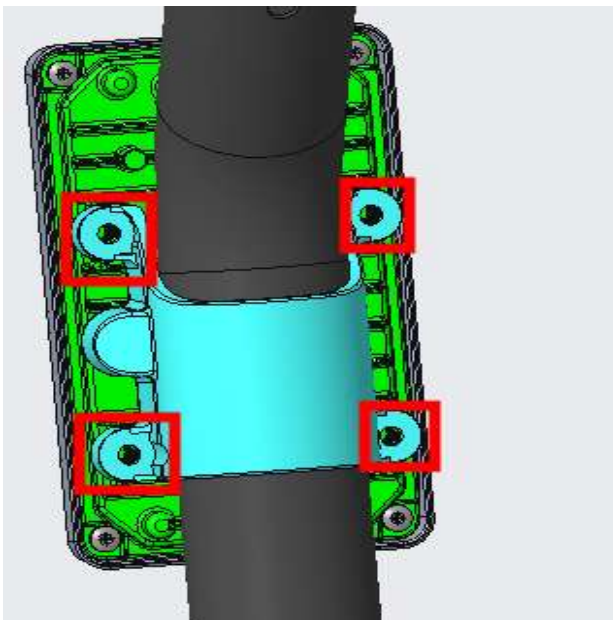


Note: Orient tee with
arrow pointing
upward

torque: 0.8 ± 0.08 NM

2 pcs M3*20 Flanged
hex socket screws
126-000751
torque: 0.8 ± 0.08 NM

7. Connect searchlight assembly to landing gear bend tube



Note: Install one searchlight
assembly on each landing gear
bend tube

4 pcs M4*14 Flanged hex
screws
126-000749
torque: 1.5 ± 0.15 NM



Landing gear module - assembly diagram